

The background of the entire page is a photograph of an elevator shaft. The walls and ceiling are illuminated with a vibrant pink and orange light, creating a modern and futuristic atmosphere. The shaft is narrow and appears to be looking down from a high angle. On the left side, a control panel is visible with an upward arrow and the number "8".

MATERIALS AND ACCESSORIES

KONE N MiniSpace™ DX, KONE MiniSpace™ DX,
KONE N MonoSpace® DX, KONE S MonoSpace® DX

MATERIALS AND ACCESSORIES FOR ELEVATOR CAR INTERIORS

This catalog presents our full selection of elevator car interior materials and accessories.

All the options included in our offering are designed to be both visually appealing and functional.

The materials and accessories presented in this catalog are available for KONE N MiniSpace™ DX, KONE MiniSpace™ DX, KONE N MonoSpace® DX, and KONE S MonoSpace® DX.



reddot winner 2020


Wall finishes	3
Floor finishes	4
Door finishes	5
Ceilings	6
Handrails	6
Skirting	6
Standard mirrors	7
Tenant directories and mediascreens	7
Scenic elevators	8

Whatever type of building you're developing, we have a solution to fit your design, budget, and building-use requirements.



BUILD SMARTER

Take advantage of our new planning tools to help you save time, make the right decisions, and plan your elevator car interior down to the very last detail.



KONE CAR DESIGNER

Check out our themed design directions or create your own unique car interior by combining materials, lighting, and accessories, then bring your vision to life with 3D modeling.

KONE CAR DESIGNER MOBILE APP

Bring your elevator car designs to life with immersive virtual, mixed, and augmented reality experiences through your smartphone.

TRY OUR PLANNING TOOLS




www.kone.com



ATTRACTIVE, DURABLE WALL FINISHES

Design a car interior that's easier than ever to clean and maintain with our new range of functional materials. Our specialized anti-stain, anti-fingerprint coating helps keep colored stainless steel surfaces looking as good as new by preventing staining and making fingerprints less visible.

* Anti-stain, anti-fingerprint coating:
This specialized coating helps keep colored stainless steel elevator materials looking as good as new by preventing staining and making fingerprints less visible.

-  Green Mark
-  LEED/BREEAM
-  LEED/BREEAM and Green Mark

STEEL

BRUSHED STAINLESS STEEL



ST4
Silver brushed stainless steel
ST4AFP with anti-fingerprint coating



ST4LH
Silver long hairline



ST2
Gold brushed stainless steel
ST2AFP with anti-fingerprint coating



ST5
Copper brushed stainless steel
ST5AFP with anti-fingerprint coating



ST6
Bronze brushed stainless steel
ST6AFP with anti-fingerprint coating



ST7
Carbon black brushed stainless steel




ST8
Champagne Gold brushed stainless steel



CB
Carbon black brushed stainless steel with anti-fingerprint coating



ST43
Silver brushed stainless steel



ST43LH
Silver long hairline

PAINTED STEEL



PP10FT
Pure White, fine textured painted steel




PP18FT
Linen Brown, fine textured painted steel




PP20FT
Wool Gray, fine textured painted steel


METALLIC PAINTED STEEL




METP1FT
Champagne, fine textured metallic painted steel



METP5FT
Trustworthy Blue, fine textured metallic painted steel




METP6FT
Iron Stone, fine textured metallic painted steel



METP7FT
Metallic Black, fine textured metallic painted steel


ETCHED STAINLESS STEEL




ST28S
Silver Pop, etched stainless steel



ST31S
Silver High-rise, etched stainless steel



ST44S
Silver Wood, etched stainless steel



ST42C
Copper Circle, etched stainless steel



ST42B
Carbon Black Circle, etched stainless steel

WOODEN PRINTED STEEL



WS1
Light wooden printed steel



WS2
Warm wooden printed steel




WS3
Dark wooden printed steel

MIRROR-POLISHED STAINLESS STEEL



MP1
Silver mirror polished stainless steel



MP4
Copper mirror polished stainless steel



MP5
Carbon Black, mirror polished stainless steel


SATIN STAINLESS STEEL



MP6AFP
Silver satin stainless steel with anti-fingerprint coating



MP8AFP
Carbon black satin stainless steel with anti-fingerprint coating



MP9AFP
Copper satin stainless steel with anti-fingerprint coating

INDIRECT STAINLESS STEEL




ST21S
Indirect brushed stainless steel




ST21B
Carbon black indirect brushed stainless steel

TEXTURED STAINLESS STEEL



TS2
Flemish Linen



K
Scottish Quad

LAMINATE

LAMINATE



L235
Whitened Ash, anti-microbial laminate



L236
Natural Oak, anti-microbial laminate



L239
Blackened Oak, anti-microbial laminate



L95
Natural Teak, anti-microbial laminate

LAMINATE, 3D SURFACE



L101
Black, anti-microbial laminate



L102
Cream white, 3D anti-microbial laminate

GLASS

TRANSPARENT GLASS




TW1
Transparent glass


FLOORS

There are several flooring options to choose from, including composite stone for long-lasting durability even under heavy use. Add the finishing touches to your design vision by creating a customized PVC or stone floor to match the building interior design.


SINGLE-COLOR PVC



PATTERNED PVC



MARBLE TILES



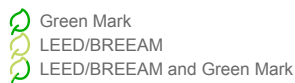
REAL MARBLE



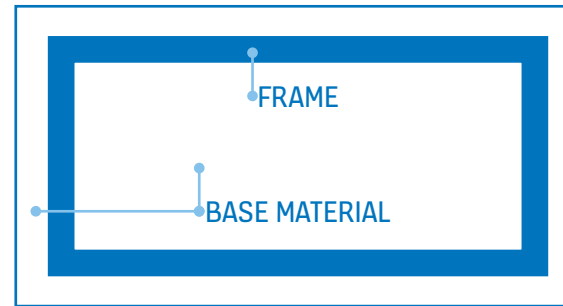
COMPOSITE STONE



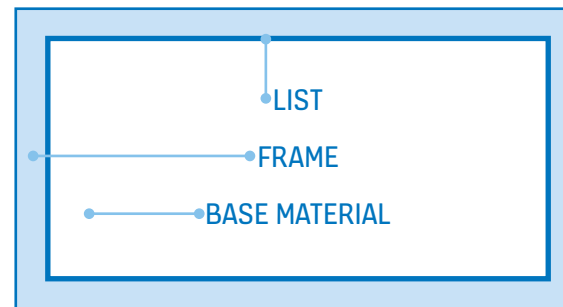
RUBBER



PVC FLOOR CUSTOMIZATION (FREE PATTERN)



STONE FLOOR CUSTOMIZATION (FREE PATTERN)













DOOR FINISHES

Create a seamless look and feel by matching the elevator door finish with the car interior and landing entrances.




* Not available for KONE N MiniSpace™
 Green Mark
 LEED/BREEAM
 LEED/BREEAM and Green Mark

STEEL

BRUSHED STAINLESS STEEL

									
ST4 Silver brushed stainless steel ST4AFP with anti-fingerprint coating	ST4LH Silver long hairline	ST2 Gold brushed stainless steel ST2AFP with anti-fingerprint coating	ST5 Copper brushed stainless steel ST5AFP with anti-fingerprint coating	ST6 Bronze brushed stainless steel ST6AFP with anti-fingerprint coating	ST7 Carbon black brushed stainless steel	ST8 Champagne Gold brushed stainless steel	CB Carbon black brushed stainless steel with anti-fingerprint coating	ST43 Silver brushed stainless steel	ST43LH Silver long hairline

PAINTED STEEL





		
PP10FT Pure White, fine textured painted steel	PP18FT Linen Brown, fine textured painted steel	PP20FT Wool Gray, fine textured painted steel

GLASS






GLASS


TW1 Transparent glass




METALLIC PAINTED STEEL

			
METP1FT Champagne, fine textured metallic painted steel	METP5FT Trustworthy Blue, fine textured metallic painted steel	METP6FT Iron Stone, fine textured metallic painted steel	METP7FT Metallic Black, fine textured metallic painted steel




ETCHED STAINLESS STEEL

				
ST28S Silver Pop, etched stainless steel	ST31S Silver High-rise, etched stainless steel	ST44S Silver Wood, etched stainless steel	ST42C * Copper Circle, etched stainless steel	ST42B * Carbon Black Circle, etched stainless steel

MIRROR-POLISHED STAINLESS STEEL

		
MP1 Silver mirror polished stainless steel	MP4 Copper mirror polished stainless steel	MP5 Carbon Black, mirror polished stainless steel



SATIN STAINLESS STEEL

		
MP6AFP Silver satin stainless steel with anti-fingerprint coating	MP8AFP Carbon black satin stainless steel with anti-fingerprint coating	MP9AFP Copper satin stainless steel with anti-fingerprint coating

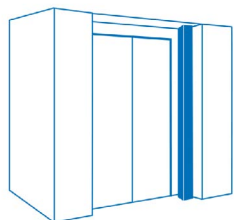
INDIRECT STAINLESS STEEL

	
ST21S Indirect brushed stainless steel	ST21B Carbon black indirect brushed stainless steel


TEXTURED STAINLESS STEEL

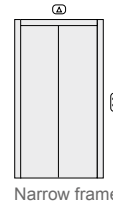
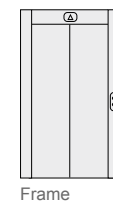
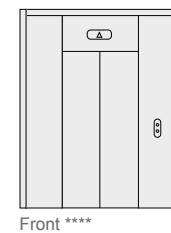
	
TS2 Flemish Linen	K Scottish Quad

DOOR MAP



BRUSHED STAINLESS STEEL


ST4 Silver brushed stainless steel, AISI304



CEILING

Our extensive range of ceilings is complemented by attractive lighting suitable for different environments.

Energy-saving car lighting

KONE elevators are equipped with modern fluorescent tubes and LED lights that can last up to 10 times longer and use up to 80% less energy than conventional lighting solutions.



CL70
Lighting: LED stripes
Finishing: ST4



CL71
Lighting: LED stripes
Finishing: ST4, ST43



CL72
Lighting: LED tubes
Finishing: ST4, PP10FT



CL80, CL80FFL
Lighting: LED spot
Finishing: ST4, ST43, PP10FT, MP1



CL80V
Lighting: LED spot
Finishing: ST4
EN81-71 compliant



CL82
Lighting: LED spot
Finishing: ST4, ST43, PP10FT, MP1



CL91
Lighting: LED tubes
Finishing: ST4, PP10FT, ST43



CL96V, CL96FFL
Lighting: LED PCB
Finishing: ST4, PP10FT
EN81-71 compliant



CL103
Lighting: LED tubes
Finishing: ST4, ST43



CL109
Lighting: LED PCB
Finishing: ST4, PP10FT



CL151
Lighting: LED panel
Finishing: ST4, MP2



CL162
Direct lighting: LED spot lighting
Indirect lighting: LED tubes
Finishing: MP1



CL181
Lighting: LED stripe, wall washer lighting
Finishing: MP1, MP2




CL195
Direct lighting: LED spot
Indirect lighting: LED strip
Finishing: PP10FT



CL196
Direct lighting: LED spot
Indirect lighting: LED strip
Finishing: ST4, PP10FT, MP1






CL12
Lighting: LED
Finishing: ST43, PP10FT



LF15
Lighting: LED PCB
Finishing: MP1



LF18
Lighting: LED Strip
finishing: ST4, ST43, MP1, PP10FT

 Green Mark
 LEED/BREEAM
 LEED/BREEAM and Green Mark

ACCESSORIES

Add the finishing touches with our wide range of elevator accessories.

HANDRAILS



HR24R
Silver brushed stainless steel AISI304



HR31
Round aluminum with black plastic end



HR64
Brushed stainless steel, silver, gold, copper, bronze, carbon black



HR81/HR81TR
Silver or gold brushed stainless steel AISI304



HR61
silver, gold, copper, bronze, champagne gold, carbon black, or P70 anti-bacteria finishing

SKIRTING



SK1
Silver, gold, copper, bronze, champagne gold, or carbon black brushed stainless steel

BUFFER RAIL




BR1
Natural anodized frame ST4 and Light Wood


FINISHES




ST4
Silver brushed stainless steel



ST2
Gold brushed stainless steel



ST5
Copper brushed stainless steel




ST6
Bronze brushed stainless steel




ST7
Carbon black brushed stainless steel



ST8
Champagne Gold brushed stainless steel



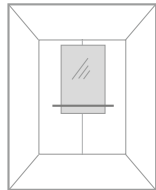

CB
Carbon black brushed stainless steel with anti-fingerprint coating



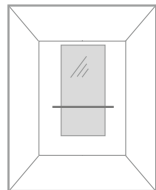
P70
anti-bacteria finishing

STANDARD MIRRORS

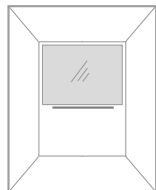
Mirrors are a great way to add a feeling of space and reflect key design elements inside the car.



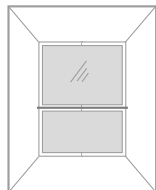
MR1
Partial width
Partial height



MR1
Partial width
Mid height



MR1
Full width
Partial height



MR1
Full width
Full height

WIDE ANGLE MIRROR



Wide Angle Mirror
compliant with
EN81-70 &
GOST 33562

TENANT DIRECTORIES AND MEDIASCREENS

KONE TENANT DIRECTORY



The tenant directory is completely customizable and can be easily updated according to your needs.

Directories can be installed either vertically or horizontally.

Sizes:



TD1 *



TD2 *

Materials:
Brushed stainless steel base
Tempered glass door
Brushed or polished aluminum

KONE MEDIASCREENS

KONE MediaScreens are installed inside the elevator and take the pain out of communicating with tenants and other users of buildings. There are offline and online versions. Consult your sales representative for more information.

KONE MEDIASCREEN 300

The content is updated online and remotely. The screen can be installed on the elevator wall and comes with the online KONE Information 300 service, a powerful and easy-to-use solution for sharing and scheduling content.



Surface mounted 10.4"
Surface mounted 15"



Flush mounted 10.4"
Flush mounted 15"




15" LCD display
Surface mounted

SCENIC ELEVATORS

KONE Scenic elevator solutions combine proven technology and inspiring car designs to create elevators that are attractive and spacious, and which give you the opportunity to showcase your building. They are available for KONE S MonoSpace® DX and KONE N MiniSpace™ DX elevators. Our standard scenic elevators combine the expansive views of attractive glass feature walls with our wide range of high-quality interior design options and accessories.

SCENIC ELEVATOR CAR OPTIONS



SCENIC ELEVATOR HANDRAIL OPTIONS





WALL MATERIALS

Combine your choice of wall color with glass car walls to create a visually impressive elevator interior.

PAINTED STEEL



HSSK-01 HSSK-02 HSSK-03 HSSK-04 HSSK-05 HSSK-06




HSSK-07 HSSK-08 HSSK-09 HSSK-10 HSSK-11 HSSK-12



HSSK-13 HSSK-14 HSSK-15 HSSK-16 HSSK-17 HSSK-18



ST4 Silver brushed stainless steel ST2 Gold brushed stainless Steel MP1 Silver mirror polished stainless steel MP4 Copper mirror polished stainless steel MP5 Carbon black mirror polished stainless steel TS2 Flemish Linen




PP10FT Pure White, fine textured painted steel PP20FT Wool Gray, fine textured painted steel

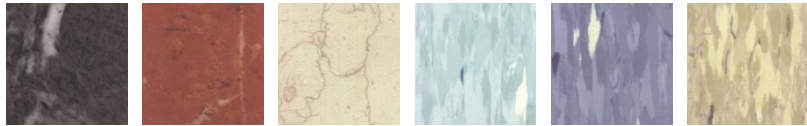
FLOORS

Put the finishing touches to your design with your choice of floor material. Our range includes stone, marble, and PVC flooring.

PVC




1522 1434 0086-2 318 320 319



172 0186 0110-2 305 315 310



7222 0190-7 1414 316 3104 2107



D6 Light Brown PVC
D25 Rocky Gray PVC
D26 Lava Stone PVC

DG01 DG02 DG05


MARBLE



HSDPY-101 HSDPY-102 HSDPY-103 HSDPY-104 HSDPY-105



HSDPL-201 HSDPL-202 HSDPL-203 HSDPL-204 HSDPL-205



HSDPF-01 HSDPF-02 HSDPF-03 HSDPF-09 HSDPF-10

STONE



M3R Black Golden Sand stone, granite
M4R Nature White, composite stone
M5R Pebble Gray, composite stone

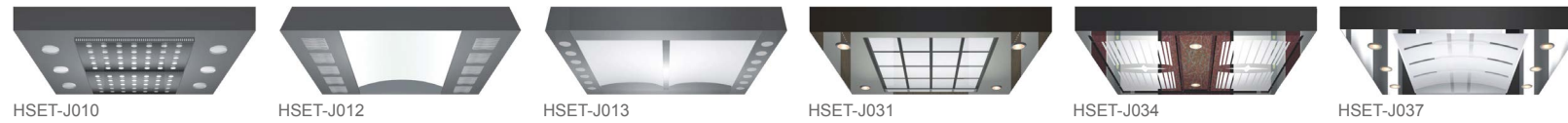
RUBBER



RC7 Coin pattern, rubber floor

CEILING

Our extensive range of ceilings for scenic elevators is complemented by attractive lighting suitable for different environments.



KONE provides innovative and eco-efficient solutions for elevators, escalators, automatic building doors and the systems that integrate them with today's intelligent buildings.

We support our customers every step of the way; from design, manufacturing and installation to maintenance and modernization. KONE is a global leader in helping our customers manage the smooth flow of people and goods throughout their buildings.

Our commitment to customers is present in all KONE solutions. This makes us a reliable partner throughout the life cycle of the building. We challenge the conventional wisdom of the industry. We are fast, flexible, and we have a well-deserved reputation as a technology leader, with such innovations as KONE MonoSpace® DX, KONE NanoSpace™ and KONE UltraRope®.

KONE employs close to 57,000 dedicated experts to serve you globally and locally.

KONE CORPORATION

Corporate offices

Keilasatama 3
P.O. Box 7
FI-02151 Espoo
Finland
Tel. +358 (0)204 751

www.kone.com

This publication is for general informational purposes only and we reserve the right at any time to alter the product design and specifications. No statement in this publication shall be construed as a warranty or condition, express or implied, as to any product, its fitness for any particular purpose, merchantability, quality or representation of the terms of any purchase agreement. Minor differences between printed and actual colors may exist. KONE MonoSpace® DX, KONE EcoDisc®, KONE Care™ and People Flow® are registered trademarks of KONE Corporation. Copyright © 2022 KONE Corporation.